





Harlem Porter

Every aspect of the Harlem Porter has been researched and engineered to provide a feeling of comfort, safety and security. Each element of the design is tailored to support those with conditions associated with severe or involuntary movement. It is also an excellent porter chair for the frail and elderly.

Key features at a glance:

- Choice of interchangeable back cushions
- Choice of interchangeable pressure management cushions
- Independent back rest recline
- Seat angle adjustment
- Seat depth adjustment
- Heavy-duty push handle with rubber grips
- Deep padded seat area
- D-rings fitted as standard
- Sliding footplate with a central castor for maximum stability
- Four heavy duty lockable castors.

Additional options:

- Leg support block and connecting straps
- Lap strap and pad
- Full length arm covers
- Range of headrests.

Featured fabrics:

Outer arms and wings in Highland
Hugo Citrus and Charcoal; Inside arms and wings in
Brookland Wasabi and inner in Highland Stretch Zinc.



Chair Adjustments

The Harlem Porter offers a range of manual adjustments to fit the chair to the individual.



Independent back rest recline

On the heavy-duty push handle the left-hand lever operates the independent back recline. The back can be reclined into a range of positions to meet individual postural needs, the position locks when the lever is released. Angle range: 95° - 120°

Seat angle adjustment

The right-hand lever operates the seat angle adjustment, tilting the seat can help to reduce the risk of an individual falling from the chair due to severe involuntary movements. It can also be used as part of a 24-hour postural management programme to reduce pressure problems. Seat angle range 0° - 15°



Seat depth adjustment

Two handwheels under the front skirt of the chair release the seat so that the right depth can be engaged to fit the chair to the individual's seat depth requirement.
Seat depth range: 432mm - 533mm (17-21")

Sliding footplate

The footplate has been designed with a central castor to maximize stability. The cover can also be easily removed for cleaning.



"The care home trials of the Harlem Porter clearly show that this chair offers real versatility and essential support for people with severe involuntary movement".


A handwritten signature in black ink that reads "Kate Sheehan". The signature is stylized and cursive.

Kate Sheehan
Independent Occupational Therapist



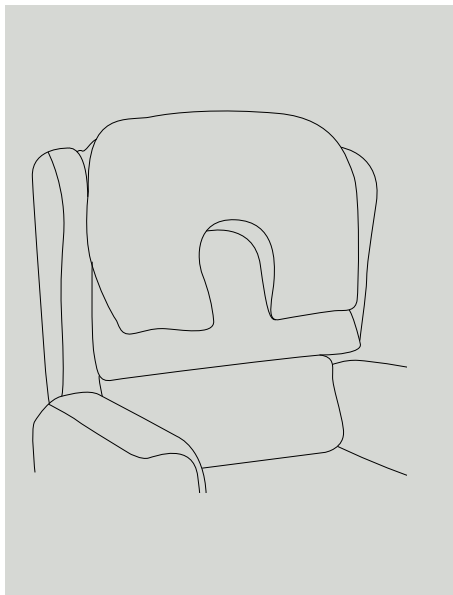
Posture Supporting Back Cushions

The Harlem Porter comes with our interchangeable backs. Purchase one or more backs to support the different needs of the individuals who may use this chair.




Waterfall back

Individual fibre filled waterfall cushions, each of which are fully adjustable to accommodate maximum postural support. The waterfall back can be useful for those with mild kyphosis, scoliosis and reduced muscle mass on their back.



Large profile headrest with waterfall back

The profile headrest conforms to the head and shoulders which can be useful for individuals with limited neck control with the waterfall back providing soft adjustable lumbar support.




Comfort lateral back*

Soft fibre filled back with lateral support, which can be useful for those who have limited trunk control or balance. It can be useful for those with early stages of neurological conditions such as MS or a Stroke survivor.


***Available on Medium and Large chair sizes only**

For ease of cleaning and replacement all back cushions are removable and have removable cushion covers. All fibre filled cushions can be adjusted with additional filling for the user's comfort.




Large profile headrest with comfort lateral back*

This back offers soft fibre filled cushions to provide head, shoulder and trunk support, which can be useful for older users who have lost some muscle control, supporting them in a good postural position with the head in a neutral position. This back can also be useful for early stages of neurological conditions to maintain good positioning without restricting activities.



Support lateral back*

A foam filled back providing firmer lateral support with a soft fibre filled headrest. The firm lateral support maintains midline trunk alignment which can be useful for those post Stroke or early to mid-stages of neurological conditions.



Large profile headrest with support lateral back*

Firm foam lateral back cushion with soft fibre filled profile headrest can provide support for those who have limited trunk control or balance. The profile headrest can provide support to keep the head in good midline alignment which can be useful for those with early stages of neurological conditions such as MS or a Stroke survivor with limited residual impairments.

***Available on Medium and Large chair sizes only**

Pressure Management Seat Cushions

The Harlem Porter comes with our interchangeable seat cushions. Purchase one or more cushions to support the different needs of individuals who may use this chair. With all these seat cushions we recommend a fabric with four way stretch properties to aid the reduction of friction and shear.

Viscoform

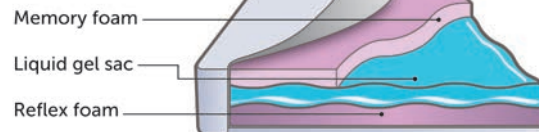


Pressure Risk **LOW MEDIUM**

For those who have good posture and mobility but are seated for greater than one hour at a time and require pressure relief and supported comfort.

This cushion has a high-density foam base which offers a supportive and firm seat base with a top layer of memory foam to allow immersion into the cushion, giving stability and a large surface area to reduce pressure levels.

Liquiform



Pressure Risk **MEDIUM HIGH**

For those who have good posture and mobility but sit for long periods of time and require pressure relief and supported comfort. Recommended for people with limited muscle bulk or at risk of excessive weight loss.

This cushion has a high-density foam which offers a supportive and firm seat base. The foam is topped with a fluid liquid gel in a soft silicone cover which provides a high level of pressure relief. The liquid gel helps to dissipate heat and constantly adapts to the user's movement.

Celliform

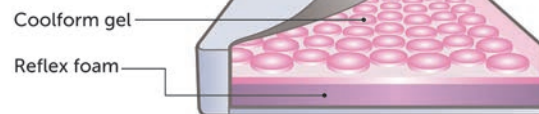


Pressure Risk **MEDIUM HIGH**

For those sitting for long periods with specific comfort issues such as a high risk of pressure sores.

Gelacell has a unique cell matrix that distributes pressure across the contact area, as it contours and yields in response to weight redistribution. Gelacell absorbs body heat, reducing the risk of creating an environment that could increase pressure risks, the grid design also encourages air circulation. Gelacell is clinically tested and passes all dermatological tests for skin contact.

Coolform



Pressure Risk **MEDIUM HIGH**

For those sitting for long periods with specific comfort issues such as a high risk of pressure sores.

Coolform cushions use the latest medical grade silicone gel technology allowing pressure to be evenly distributed. The gel conforms to the shape of the body and equalises to body temperature for comfort and pressure risk management. The gel cells allow air to flow easily and Coolform is totally odourless and hypoallergenic.

Adaptable Cushions

The Harlem Porter benefits from fully removable back and seat cushions providing the ultimate flexibility to fit the chair to the individual. Easy to remove covers also ensure high levels of hygiene and easy maintenance of the chair.



The three-tiered waterfall cushion back provides complete flexibility, each cushion can be separately removed and repositioned for the individual's comfort and the padding can be adjusted in each cushion.



Seat cushions can be removed and interchanged to adapt the chair to each new user's pressure care or support needs.



Easy to change covers.
Quick to remove and replace.



Optional Accessories

Leg support block

- Contoured for comfort and stability.



- Connecting straps for leg support block. It is advisable to order these at point of manufacture.



Headrests

A range of headrests are available with the Harlem Porter:

- Head roll
- Small head pillow
- Small profile headrest
- Large profile headrest
- Midline headrest.

Full length arm covers

Further details can be found on our website.

Lap strap and pad



Fabrics

All our health fabrics are Waterproof, Anti-MRSA, Anti-bacterial, Anti-fungal, Crib 5 and bleach cleanable and all cushions and cushion covers are removable for cleaning purposes. For our full range of health fabrics please visit our website.

Weights and Dimensions

The Harlem Porter has a weight limit of 127 Kg (20 stone) as standard.

	Small	Medium	Large
Seat Height	406mm (16")	457mm (18")	508mm (20")
Seat Width	432mm (17")	483mm (19")	533mm (21")
Seat Depth	432mm-533mm (17-21")	432mm-533mm (17-21")	432mm-533mm (17-21")

Please note that depending on the seat cushion built into the chair the seat height may vary from that shown above. Under the compression of an individual's weight the seat cushion will achieve the correct seat height, for example gel fillers and foams will adapt to the weight and shape of the individual.

- Arm Height 165mm (6.5") (dependent on seat angle)
- Back Height 711mm (28") (dependent on seat angle)
- Overall Height 1143mm (45")
- Overall Width 699mm (27.5"), 749mm (29.5"), 800mm (31.5")
- Overall Length 889mm (35") with handle bar 1041mm (41")

Warranty

Two years on mechanisms, frame and upholstery.
Full terms and conditions are available on our website.

We recommend that professional advice is sought when purchasing specialist seating.





Repose Furniture Limited
Attwood House
Cokeland Place
Cradley Heath
West Midlands
B64 6AN

Tel: 0844 7766 001*

Fax: 0844 7766 002*

Email: info@reposefurniture.co.uk

*Calls cost 7p a minute plus your network's access charge.



www.reposefurniture.co.uk



Harlem Porter