

ATTO ACCESSORIES

SEATING & SUPPORT



ATTO /ATTO
SPORT Armrests



Seat Cushion



Seat Cushion
Leather



Luxury Swivel,
Seat Leather



Seat & Cushion
Support Belt



Luxury Orthopedic
Backrest

STORAGE



Essentials
Pouch



Front & Rear
Basket



Carryall
& Cushion



Carryall
& Cushion, Leather



Pet Carrier &
Cushion, Black



Flight Kit



Oxygen Bottle
Holder & Case

TECHNICAL



Cane / Crutches
Holders



Mobile Phone
Holder



Rear Light Lifting
Handle



ATTO Left Hand
Throttle Kit



Standard Flight
Battery



Long Distance Battery
Not Flight Approved



Sun & Rain
Foldable Canopy



Rear View Mirror



Cable Kit

SCAN TO LEARN
HOW TO COMBINE
OUR ACCESSORIES



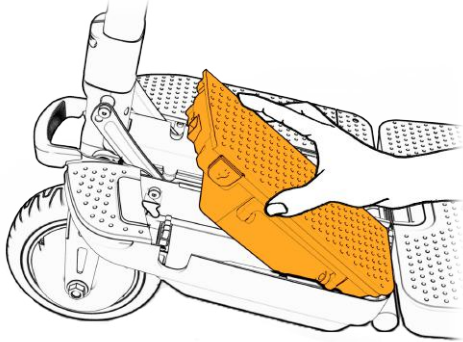
STANDARD FLIGHT BATTERY

EXTRA POWER GETS YOU FAR!



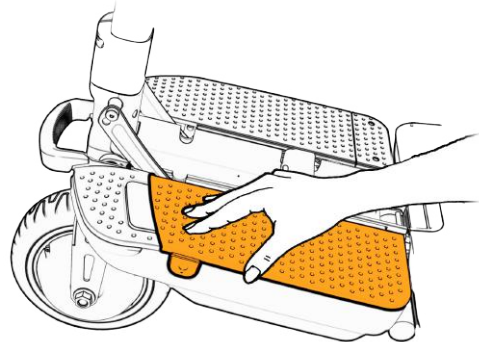
How to Use STANDARD FLIGHT BATTERY

INSTALLING THE BATTERY



01

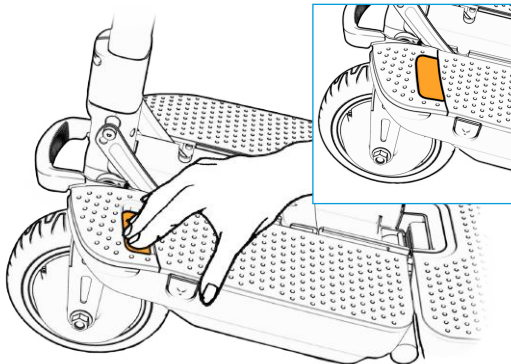
Insert the battery starting with the back end



02

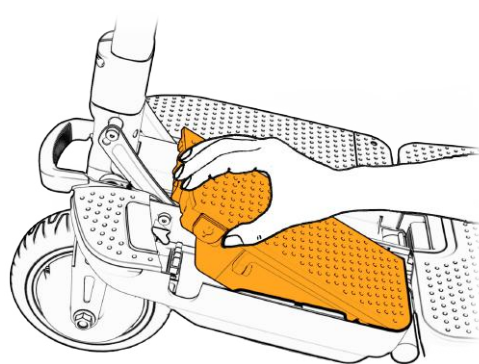
Push the front down till it clicks into place

REMOVING THE BATTERY



01

Press the battery release button



02

Pull the battery out

NOTE!

Make sure the battery is properly positioned in place before folding ATTO or switching it on. Range with a fully charged battery is up to 20 km/ 12.5 miles. This range can vary greatly depending on various factors, such as load capacity, user's weight, weather, incline, speed changes, etc.