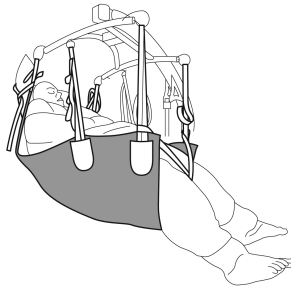
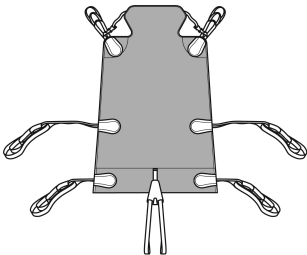


User Instruction Manual

Oxford® Bariatric Hammock Sling

To avoid injury, read user manual prior to use. For alternative languages, contact your authorised service provider. Always refer to Joerns.co.uk for latest revision.



Introduction

The Oxford® Bariatric Hammock sling is suitable for the safe transfer of bariatric patients. Made from a triple skinned, breathable 3D woven 'Spacer' material, with high air permeability offering high levels of comfort.

Special Sling Orders

On occasions, material, dimensional and other changes outside of the standard specification are requested. Please be advised, that aside of any model specific references, fitting, washing and safety guidelines remain applicable. If you are in any doubt, please contact your authorised Oxford service agent or Joerns Healthcare directly.

Statement of Intended Use

A sling is an item of moving and handling equipment that is used with a mechanical lift in order to facilitate the transfer of a patient. It comprises a specially designed and constructed piece of fabric that is placed under and/or around a patient before being attached to the spreader bar/cradle of a lift to raise, transfer and lower the patient. When selected and used correctly, a sling and lift combination will achieve a safer transfer and reduce the risks associated with manual handling.

It is the responsibility of a competent person to conduct a thorough risk assessment prior to using any sling, to ensure that the sling choice, method of positioning in the sling and procedure for transfer has been correctly determined for the patient. For further guidance, please contact your authorised Oxford Service Provider or Joerns Healthcare.

FOR USE WITH PASSIVE LIFTS ONLY.

Expected Service Life

The expected service life of an Oxford sling will vary dependent on use and following the care and washing instructions provided in the user guide. Factors such as wash temperature, detergents, frequency of use and patient weight will impact on the lifetime of your sling. Joerns Healthcare recommend that slings are checked each and every time prior to use to ensure the safety of the patient. Bleached, torn, cut, frayed or broken slings are unsafe and must be discarded and replaced. It is a requirement under LOLER (Lifting Operations and Lifting Equipment Regulations 1998) that slings are thoroughly checked and passed fit for use. For further advice, please contact your authorised Oxford Service Provider or Joerns Healthcare.

Serious Incident Reporting

In the event of a serious incident taking place during use of this product, affecting the patient and/or caregiver, it must be reported to the product manufacturer or authorised distributor. Should the incident take place within the European Union (EU), it must also be reported to the local competent authority within the member state.

WARNING

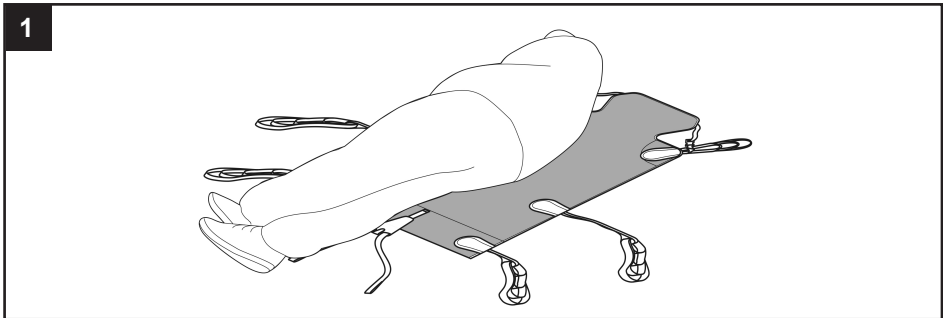
- **OXFORD RECOMMENDS THE USE OF GENUINE OXFORD PARTS.** Oxford sling and lift products are designed to be compatible with one another. For country specific guidance on sling use and compatibility, please refer to the sling label or contact your local market distributor or Joerns Healthcare.
- For the safety of the patient and carer; before using a sling a full risk assessment must be conducted to ensure that the correct sling choice, method of positioning in the sling and procedure for transfer has been determined for the patient.
- **CHECK** sling and stitching before each use. Using bleached, torn, cut, frayed or broken slings is unsafe and could result in serious injury or death to the patient.
- **DO NOT** alter slings. Destroy and discard worn slings.
- **NEVER** leave a patient unattended.
- **DO NOT** exceed the rated capacity of the sling or lift.
- **DO NOT** attempt to re-position a patient by pulling on the sling loops.

How to Fit the Sling (Recumbent Position)

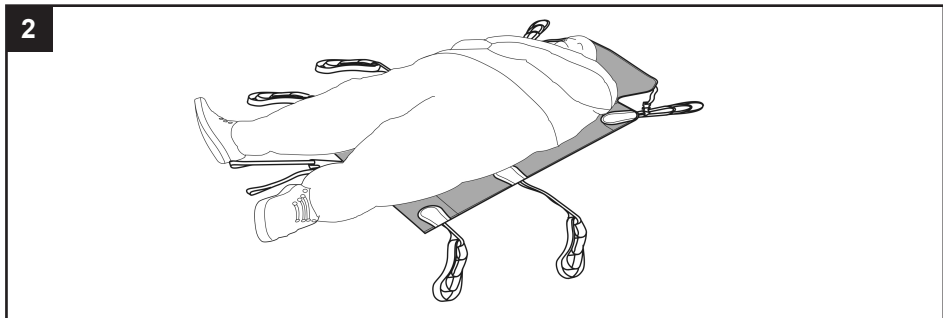
IMPORTANT - PLEASE READ THE FOLLOWING BEFORE USE

Bariatric clients may have acute ailments and special care needs that must be carefully considered prior to a lift or transfer taking place. Joerns Healthcare recommends that a full risk assessment is conducted before use to ensure any patient specific requirements are appropriately met. Particular considerations may include, but are not limited to:

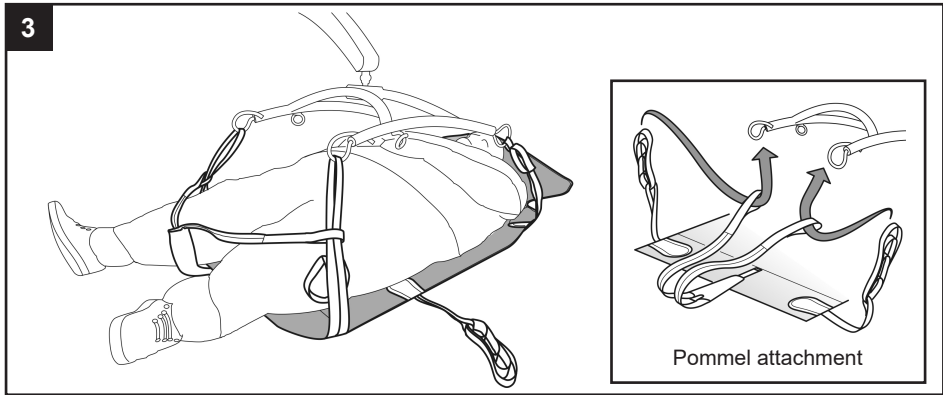
- Are there adequate staff present to conduct the lift/transfer?
- Will the lift/transfer affect the patient's airways and breathing?
- Are there any skin complaints/sores that may be affected by the lift/transfer?
- Other patient specific issues



From the recumbent position, roll the client onto the sling using the draw sheet roll. Ensure the bottom of the sling is just behind the knees. The use of slide sheets is recommended to facilitate repositioning and aid fitting.



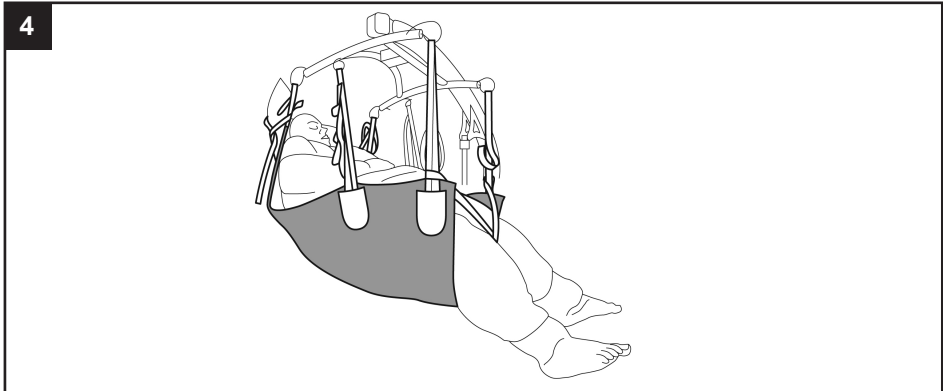
Ensure the sling is flat under the client. The top of the sling should be at shoulder blade height and level across the top and bottom edges. Ensure the pommel strap is accessible.



Move the lift into position above the client, keeping the cradle hooks away from the client's face. Attach the shoulder and leg straps to the respective front and rear hooks on the cradle, ensuring to feed each leg strap through the corresponding pommel loop (see diagram above). Adjust the head support to suit client comfort.

NOTE: Increasing the length of the shoulder straps will result in a more reclined position.

NOTE: The pommel provides additional security and helps eliminate slippage during transfer.



Next, attach the hip straps to the centre hooks using the nearest possible loop. If it helps, you may lift/raise the client slightly off the surface until the leg and shoulder straps are tensioned, before attaching the hip straps.

NOTE: The hip straps offer additional support and should not be over-tensioned.

Joerns Healthcare recommends slings are checked regularly and before use for fraying or damage.

Technical Specifications

STANDARD	BS EN ISO 10535
----------	-----------------

Sizing & Safe Working Load

SIZE	SAFE WORKING LOAD
XL (RED/WHITE)	850lbs / 385kg
2XL (YELLOW/WHITE)	850lbs / 385kg
3XL (GREEN/WHITE)	850lbs / 385kg
4XL (BLUE/WHITE)	850lbs / 385kg
5XL (BLACK/WHITE)	850lbs / 385kg

For more information on sling dimensions, please contact us.

Key Symbols

The following symbols are used for the Oxford Bariatric Hammock Slings.



This product is a Medical Device in accordance with EU Medical Device Regulation 2017/745.



ATTENTION, consult accompanying documents.



Refer to the user instructions before use (Blue background).



Certification mark indicating conformity with the applicable requirements for products sold within Great Britain.



A point of contact between the non-European medical device manufacturer, the national Competent Authorities (Ministry of Health) and Notified Bodies.



A unique device identification intended to provide single, globally harmonised positive identification of medical devices through distribution and use.



Indicates the entity importing the medical device into the locale.



CE marking demonstrating compliance with the medical device regulations. The CE marking indicates that the legal manufacturer has assessed the device and that it meets the General Safety and Performance Requirements under the MDR 2017/745.

Washing Instructions & Safety Checks



Machine wash at 85°C.



DO NOT wash with bleach. Bleach will damage the sling's material and make it unsafe for use.



Cool tumble dry, air dry or dry at very low temperature.



DO NOT dry clean.



WARNING

Slings can suffer damage during washing and drying and should be checked carefully before each use. Scan QR code or [click here](#) for important sling safety checks and information.

PLEASE NOTE: Additional slings are available to meet individual patient needs. We advise that you always seek the advice of a trained clinician, authorised Oxford distributor or Joerns Healthcare prior to purchase or use.

End of Life Disposal

Slings and associated material accessories should be sorted as combustible waste in accordance with local or national regulations.

THIS PAGE IS INTENTIONALLY BLANK



Joerns
Oxford®



Joerns Healthcare Limited
Drakes Broughton Business Park, Worcester Road
Drakes Broughton, Pershore, Worcestershire
WR10 2AG United Kingdom
Tel: 0344 811 1158
info@joerns.co.uk • www.joerns.co.uk